

**SLINGSHOT**



**SENTRY V2**

**INSTRUCTION MANUAL**

## **We are Slingshot Sports:**

Adventurers, Inventors, and Free Spirits. Bold and hungry to explore, we awake each morning fueled by the desire to experiment, defy convention, and create firsts on the water.

For more than two decades Slingshot Sports has been leading the charge in design and development of the world's finest watersports essentials for Kite, Wake, Wing, Foil, Windsurf, and SUP. We thrive on sharing our products with the global crew and keeping the spirit of positivity and progression alive on the water.

**Join us.**

## WARNING

**DO NOT USE THIS SLINGSHOT PRODUCT UNLESS YOU HAVE READ AND UNDERSTOOD THESE WARNINGS AND INSTRUCTIONS WHICH ARE INTENDED FOR YOUR SAFETY AND PROTECTION. THIS INFORMATION MAY BE SUBJECT TO CHANGE AT ANY TIME. FOR CURRENT UPDATES, PLEASE VISIT OUR WEBSITE AT: [www.slingshotsports.com](http://www.slingshotsports.com). IF YOU ARE UNDER THE AGE OF 18, YOU SHOULD HAVE YOUR PARENT OR GUARDIAN READ THESE WARNINGS AND INSTRUCTIONS AND SHOULD NOT USE THIS PRODUCT UNLESS YOU ARE UNDER THE PROPER GUIDANCE AND SUPERVISION OF SUCH A PERSON.**

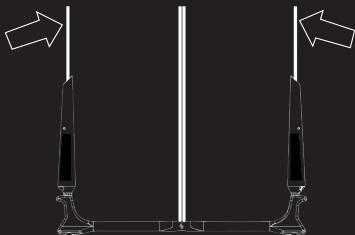
Slingshot takes safety seriously. Our designers, sales staff, managers, and other employees use our products frequently. We believe our products are reasonably safe for their intended use when used as directed and with common sense and good judgment. With that said, there are certain risks inherent in the various sports we design products for. Those risks are part of what makes our sports entertaining and challenging, and we need to accept those risks as a part of the sport. No product design can eliminate those risks, at least not without severely limiting the enjoyment we get from our sports. We outline some of these inherent risks below, but the list is not intended to be exhaustive or comprehensive. We also outline here and on our website ways to minimize the risks, but again the list is not exhaustive and comprehensive. Slingshot wants you to think about what you are doing, to plan and use good judgment, and to stay safe, all while having fun.

This product is designed and manufactured for recreational use on water. Inherent risks of watersports include but are not limited to those dangers which are an integral part of the sport, such as changing weather conditions, inclement weather, lightning, extremes of wind, weather, tides, currents, waves, and temperature; collision with other participants; contact with any portion of your gear or other watercraft; contact with the water and man-made or natural objects above and below the surface; falling, wetness, injury, exposure to the elements, hypothermia, and/or drowning; the presence of wildlife, insects, and marine life forms; and equipment failure or operator error.

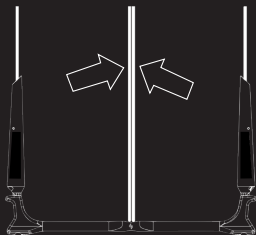
The use of this equipment could result in risk of serious bodily injury or death to yourself or those near you. Always inspect all equipment and never use any equipment with missing, damaged, or defective parts. Closely inspect your equipment for signs of wear and tear before each use. If there are any signs of wear and tear, replace or repair the item immediately. Never put yourself in a situation where breakage of any of the components would put you or anyone else in danger. Do not alter or modify this product. Contact [www.slingshotsports.com](http://www.slingshotsports.com) for more information.

## Attaching bar and lines to kite

Step 1. Run outside lines first

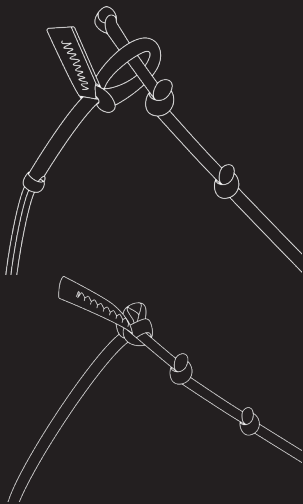


Step 2. Run Inside lines second

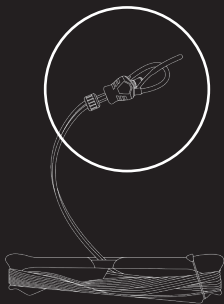


## Pigtail layout

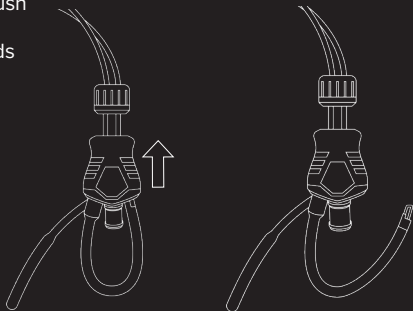
Insert knot end though loop on female side. Sinc down tight to set in place.

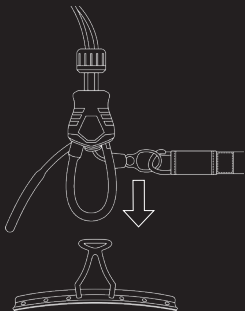


## How to use Sureshot



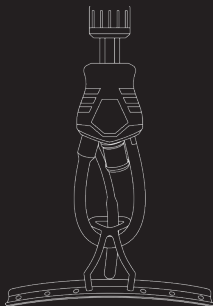
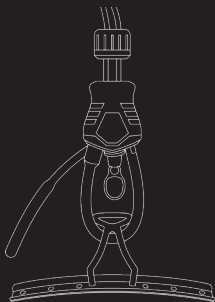
To release the chicken loop, push the hood away from you towards the kite.





Secure the chicken loop to the harness hook by sliding it over the spreader hook.

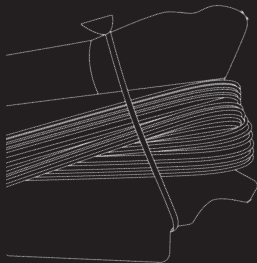

Lock the chicken loop in place by feeding the chicken bone/ donkey dik through the gap in the spreader bar hook. (below the chicken loop)





## Packing up the bar.

Secure the wrapped lines by pulling the bungee tabs on the ends of the floats and wrapping around the end of the bar.



Slingshot strongly recommends that everyone take lessons from a certified instructor prior to the use of this product. Slingshot strongly recommends using appropriate protective gear including a certified helmet, U.S. Coast Guard approved type III flotation vest (PFD), wetsuit, and protective footwear. Use properly designed and manufactured accessories (such as harnesses, leashes, helmets, etc.) from reputable suppliers. Study both the current weather

conditions (including, waves, tides, currents) and the weather forecasts before going riding. Become familiar with any new location by talking to the locals and asking questions. Study the area and know your launching and landing zones. Familiarize yourself and comply with all federal, state, and local laws applicable to your waterways and recreation areas. Learn and practice the proper use of the equipment.

Use this product only in water. Always ride in control, and in current and anticipated conditions appropriate for your ability. Always use appropriately sized equipment for conditions and your ability. Never ride in shallow water or near shore, pilings, docks, rafts, swimmers, other watercraft, or other obstacles. Attempting land or dock starts, or using man-made obstacles such as rails, sliders, and jumps, increases the risk of injury or death.

Never use our products under the influence of alcohol or drugs.

This list does not purport to cover all instances of risk or danger. Please use common sense and good judgment.

## **ASSUMPTION OF RISK**

Use of this product and any of its components involves certain inherent risks, dangers and hazards, which can result in serious personal injury and death. In using this product, you agree to assume and accept any and all known and unknown risks of injury while using this equipment. In the event of your death or incapacity, your agreement shall be effective and binding upon your heirs, next of kin, executors, administrators, assigns and representatives.

## **DISCLAIMER**

Slingshot's product warranty is the exclusive warranty associated with its products. **SLINGSHOT EXPRESSLY DISCLAIMS ANY AND ALL OTHER EXPRESS OR IMPLIED WARRANTIES, INCLUDING WARRANTY OF MERCHANTABILITY OR FITNESS FOR A PARTICULAR PURPOSE.** In no event shall Slingshot be liable for any direct, indirect, punitive, incidental, special, or consequential damages, to property or life, whatsoever arising out of or connected with the use or misuse of Slingshot products.

# SLINGSHOT



**CONTACT US:**

[WWW.SLINGSHOTSPORTS.COM](http://WWW.SLINGSHOTSPORTS.COM)

[INFO@SLINGSHOTSPORTS.COM](mailto:INFO@SLINGSHOTSPORTS.COM)

(USA) 877.775.4832

(INT) 509.427.4950