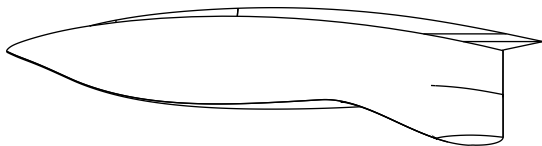
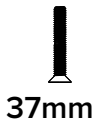



PFI 633




For 710 and 872
fuselages use:



37mm



40mm

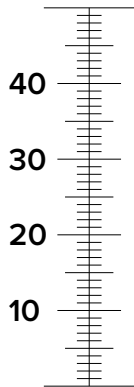


30mm

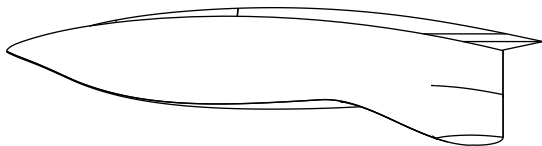
For 653 fuselage: Replace 30mm
screw with extra 40mm screw.





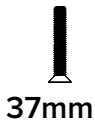
40mm



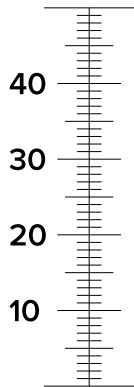
PFI 730



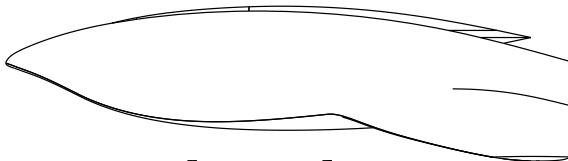
For 710 and 872
fuselages use:



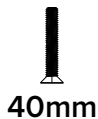

For 653 fuselage: Replace 30mm
screw with extra 40mm screw.



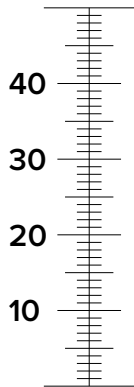

PFI 835



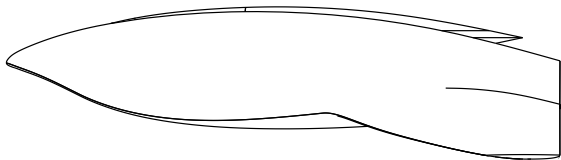
For 710 and 872
fuselages use:



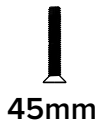


For 653 fuselage: Replace 40mm
screw with extra 45mm screw.



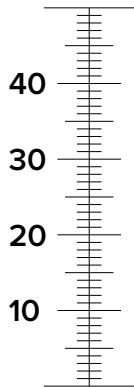

PFI 928



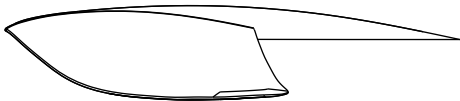
For 710 and 872
fuselages use:



For 653 fuselage: Replace 45mm
screw with extra 50mm screw.



PFH 581



For 710 and 872
fuselages use:



25mm



30mm

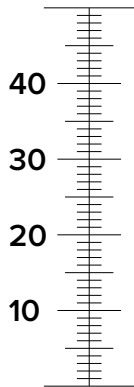


25mm

For 653 fuselage: Replace 25mm
screw with extra 32mm screw.



32mm



PTM 684



For 710 and 872
fuselages use:

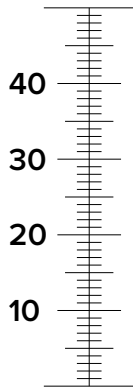

25mm


30mm

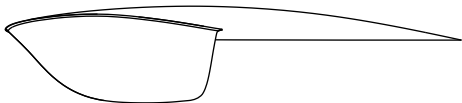

25mm

For 653 fuselage: Replace 25mm
screw with extra 32mm screw.


32mm



PTM 730



For 710 and 872
fuselages use:



25mm



30mm

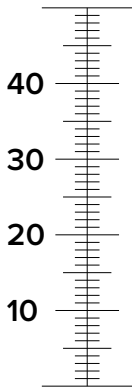


25mm

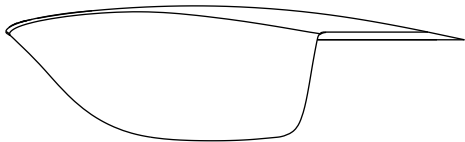
For 653 fuselage: Replace 25mm
screw with extra 32mm screw.



32mm



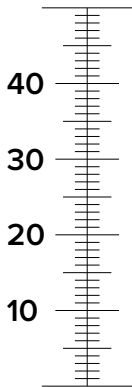
PTM 926



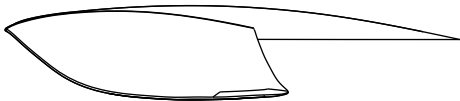
For 710 and 872
fuselages use:



For 653 fuselage: Replace 25mm
screw with extra 32mm screw.



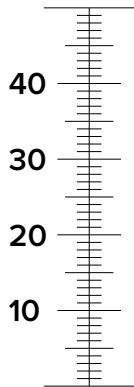
PFH 657



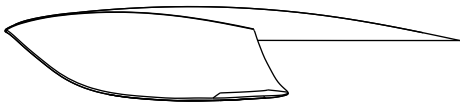
For 710 and 872
fuselages use:



For 653 fuselage: Replace 25mm
screw with extra 32mm screw.



PFH 767



For 710 and 872
fuselages use:



25mm



30mm

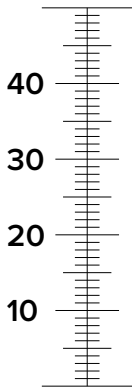


25mm

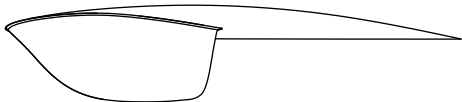
For 653 fuselage: Replace 25mm
screw with extra 32mm screw.



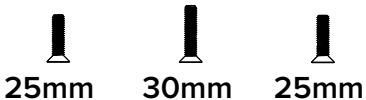
32mm



PTM 1001



For 710 and 872
fuselages use:



For 653 fuselage: Replace 25mm
screw with extra 32mm screw.

