

SLINGSHOT



MACHINE V2

QUICK START GUIDE

SET UP YOUR MACHINE V2

Inflate kite to 8PSI (6PSI for warmer climates).

Unwind lines and straighten out as usual, double-checking that they are laid out properly and not twisted.


Connect outside lines to attachment points on trailing edge (back) of kite, matching red to red and white to white.

(Lines C and D at right)

Assure bridle is straight and untwisted, then connect inside lines to connection points on bridle.

(Lines A and B at right)

Before launching, it's always a good idea to double-check your lines to make sure they're connected properly.



CUSTOMIZATION

Your Slingshot kite is equipped with multiple attachment points designed to give you a wide range of customization options. By moving your bridle attachment points and connecting your lines to different knots on your pigtails, you can modify bar pressure, turning speed, steering sensitivity and angle of attack.

If you are unsure what settings are best for you, we recommend starting with the stock bridle attachment points and the end knot on all pigtails. Get a feel for your new kite and how it performs, then experiment with different settings and customize based on your preferences.



A. More bar pressure, slower steering, more direct feel between kite and bar.

B. Medium bar pressure, great mix of turning speed and kite-to-bar feel.

C. Stock setting - Less bar pressure, quickest kite response, best setting for easiest relaunch.



KNOW YOUR SAFETY

Slingshot's bars come with push-away safety release systems. These systems are simple, reliable and highly effective; when used properly, activating the safety release will allow your kite to depower completely as it flags-out on the safety line attached to your kite leash.

Once activated, reassembling your safety system is quick and easy, but it's a very good idea to practice a few times on land so you are comfortable doing it in the wind, water and waves.


For added safety, your Slingshot kite leash has a secondary safety system. In the event that you need to completely disconnect yourself from the kite, pull firmly on the quick release handle at the end of the leash where it attaches to your harness (do not attach the quick release end to the kite).



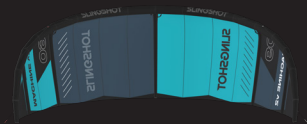
FRONT.



BACK.



TOP.



BOTTOM.

WARNING

DO NOT USE THIS SLINGSHOT PRODUCT UNLESS YOU HAVE READ AND UNDERSTAND THESE WARNINGS AND INSTRUCTIONS WHICH ARE FOR YOUR SAFETY AND PROTECTION. THIS INFORMATION MAY BE SUBJECT TO CHANGE AT ANYTIME. FOR CURRENT UPDATES, PLEASE VISIT OUR WEBSITE AT: www.slingshotsports.com. IF YOU ARE UNDER THE AGE OF 18, YOU SHOULD HAVE YOUR PARENT OR GUARDIAN READ THESE WARNINGS AND INSTRUCTIONS AND SHOULD NOT USE THIS PRODUCT UNLESS YOU ARE UNDER THE PROPER GUIDANCE AND SUPERVISION OF SUCH A PERSON.

The use of this product exposes the user to many unavoidable and unexpected risks, dangers and hazards. The suppliers of this product are not responsible for any damages to property or any personal injury caused by any use, misuse, abuse, or irresponsible use of this product. Kiteboarding is an extreme sport. Power kites, their lines and control equipment can be dangerous to flyers and to anyone in the vicinity of their use. Kiteboarding must be taken seriously and we recommend that, at least in the early stages of use, you seek the guidance of professional instructors and experienced kiteboarders. Improper and/or unreasonable use of this kite may result in serious injury or death to yourself and others. Do not use your kite near power lines, airports or streets, and keep your kite flying lines away from people and obstacles. Always fly in an open area, observe wind and weather conditions, particularly in circumstances where you may encounter offshore, onshore winds or strong winds. Do not attempt to use your kite on water until you are confident and comfortable with the use of a trainer kite on land. Spend time to become familiar with the operation of your kite and remember that you are responsible for its operation and for safety of those around you. Never attach yourself or tie yourself permanently to the kite lines. The kite is not intended for use as a flying device nor indeed is it intended as a means of flotation.

IMPORTANT INFORMATION FOR THE SAFETY OF YOU AND THOSE AROUND YOU, PLEASE READ THE FOLLOWING SAFETY REMINDERS BEFORE OPERATING YOUR SLINGSHOT KITE.

The use of this equipment could result in risk of serious bodily injury or death to yourself or those in close proximity to you. Slingshot strongly recommends that beginners take a lesson from a certified school. This product is designed and manufactured for recreational use on water or snow only. Slingshot advises that you closely inspect your equipment for signs of wear and tear before each use. If there are any signs of wear and tear, replace or repair them immediately. Contact www.slingshotsports.com for more information. Never put yourself in a situation where breakage of any of the components would put you or anyone else in danger. Although these kites have a huge wind range, flying this kite in over powered condition can be dangerous and is not recommended. Slingshot strongly recommends using appropriate protective gear including a certified helmet, flotation device, and wetsuit in cool water. Make sure you use properly designed and manufactured parts from reputable suppliers. (Harnesses, helmets, etc) Study the current conditions including, waves, tides, currents, and weather forecasts before going kiteboarding. Become familiar with any new kiteboarding location by talking to the locals and asking questions. Study the weather conditions and know your launching and landing zones.

PUSH AWAY CENTER SAFETY

The Slingshot kite is compatible with the Slingshot bar's push away center safety systems. This system is simple, reliable and highly effective; when used properly, activating the safety release will allow your kite to depower completely as it flags-out on the safety line attached to your kite leash.

PUSH AWAY QUICK RELEASE LEASH

To completely disconnect yourself from the kite, firmly grasp the safety handle on the Push Away Quick Release Leash.

RELEASE OF LIABILITY, CLAIM WAIVER AND ASSUMPTION OF RISK AGREEMENT

By assembling this product, you are agreeing to:

1) be bound to the terms set forth below; and 2) require anyone using this product to be bound by such terms. If you are unwilling to be bound by these terms, return this product (before use) for a full refund.

WARNING: Slingshot LLC® products SHOULD NOT be used in proximity to persons or objects within the radius of a fully extended kite at any time.

ASSUMPTION OF RISK

Use of this product and any of its components involves certain inherent risks, dangers and hazards, which can result in serious personal injury and death. In using this product you freely agree to assume and accept any and all known and unknown risks of injury while using this equipment. The risks inherent in the sport can be greatly reduced by abiding by the Warning Guidelines listed in this User's Guide and by using common sense.

RELEASE AND WAIVER OF CLAIMS AGREEMENT

In consideration of the sale of this product to you, you hereby agree to the fullest extent permitted by law as follows: To waive any and all claims that you have or may in the future have against Slingshot Sports LLC resulting from use of this product and any of its components. To release Slingshot Sports LLC from any and all liability for any loss, damage, injury or expense that you or any users of this product may suffer, or that your next of kin may suffer, as a result of the use of this product, due to any cause whatsoever, including negligence or breach of contract on the part of Slingshot Sports in the design or manufacture of this product.

ARBITRATION

In further consideration of the sale to you of this product and any of its components, you hereby agree to submit to binding arbitration any and all claims, which you believe you may have against Slingshot Sports arising from the use of any Slingshot LLC® equipment. The arbitration shall be pursuant to the rules of the American Arbitration Association. Arbitration shall be commenced within one (1) year from the date on which any alleged claim first arose. Further, the arbitration shall be held in the state of Washington unless otherwise mutually agreed to by all parties. The submission to the American Arbitration Association shall be limited and the arbitration award may be enforced by any court of competent jurisdiction.

BINDING EFFECT OF AGREEMENT

In the event of your death or incapacity, this Agreement shall be effective and binding upon your heirs, next of kin, executors, administrators, assigns and representatives.

ENTIRE AGREEMENT

In entering into this Agreement, you are not relying upon any oral or written representations other than what is set forth in this agreement and User's Guide.

SLINGSHOT SUPPORT

FOR FURTHER INSTRUCTIONS GO TO:

WWW.SLINGSHOTSPORTS.COM

CONTACT US:

INFO@SLINGSHOTSPORTS.COM

RIDER SERVICE LINE IN THE US:

[877.775.4832](tel:877.775.4832)

INTERNATIONAL PHONE:

[509.427.4950](tel:509.427.4950)

LOG ON TO:

SLINGSHOTSPORTS.COM/REGISTRATION TO REGISTER YOUR PRODUCT. RECEIVE SERVICE GUARANTEES, AND ACCESS TO YOUR OWN PERSONAL RIDER HOTLINE PROFESSIONAL.

SLINGSHOT